

INSEDE - Business Engineering - bengin Vectortools

		Forbes FORTUNE 500 largest corp. - first ten 2013	Revenues [\$b]	Profits [\$b]
1		Royal Dutch Shell	481,70	26,60
2		Wal-Mart Stores	469,20	17,00
3		Exxon Mobil	449,90	44,90
4		Sinopec Group	428,20	8,20
5		China National Petroleum	408,60	18,20
6		BP	388,30	11,60
7		State Grid	298,40	12,30
8		Toyota Motor	265,70	11,60
9		Volkswagen	247,60	27,90
10		Total	243,30	13,70

Sum	3.680,90	192,00
-----	----------	--------

	x-axis	y-axis
Border right & top	5	0

Source: <http://money.cnn.com/magazines/fortune/>

© 2013, Peter Bretscher

Visualization is part of Business Engineering Systems.

Registered Copyright Txu 512 154; March 20, 1992

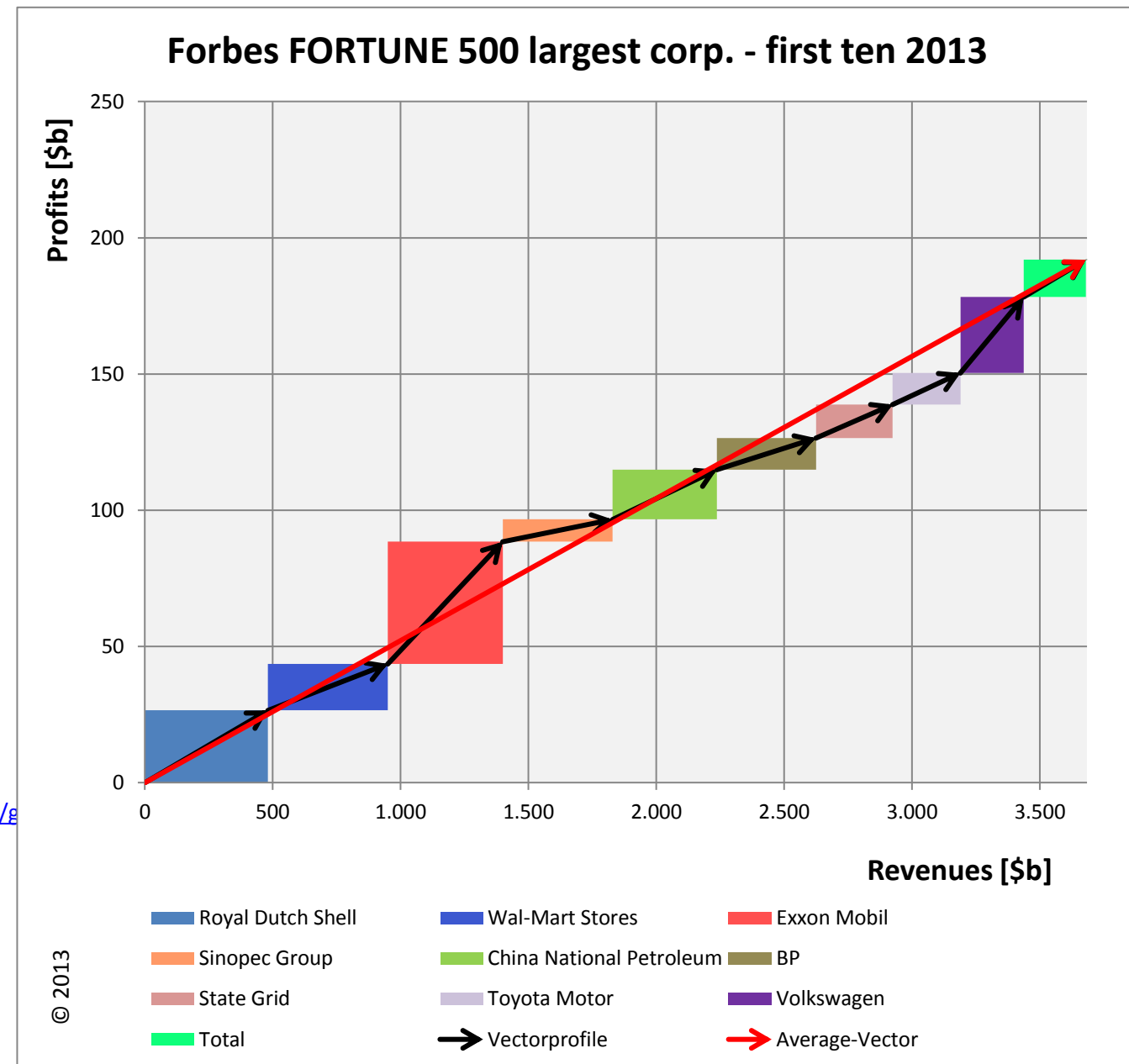
You may use it for free for private use.

Commercial use needs an appropriate license.

peter.bretscher@bengin.com











Additional infos www.bengin.net www.insede.org

@ Google+ <https://plus.google.com/107048744275438760860/posts>



<http://money.cnn.com/magazines/fortune/global500/index.html>

27.10.2013

Rank	Company Name	Revenues (\$b)	Profits (\$b)
1	 Royal Dutch Shell	481.7	26.6
2	 Wal-Mart Stores	469.2	17.0
3	 Exxon Mobil	449.9	44.9
4	 Sinopec Group	428.2	8.2
5	 China National Petroleum	408.6	18.2
6	 BP	388.3	11.6
7	 State Grid	298.4	12.3
8	 Toyota Motor	265.7	11.6
9	 Volkswagen	247.6	27.9
10	 Total	234.3	13.7

[See Full List](#)