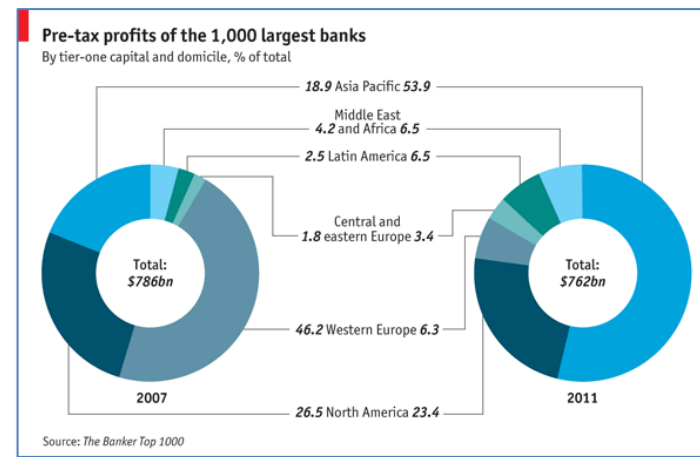
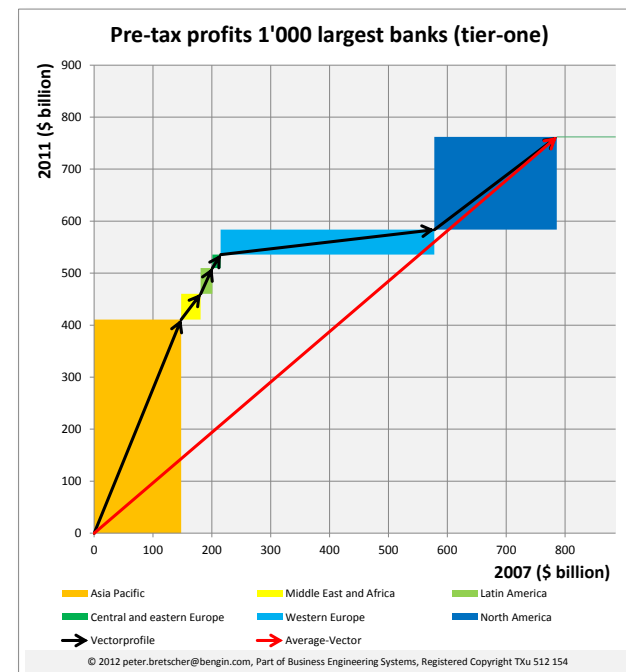
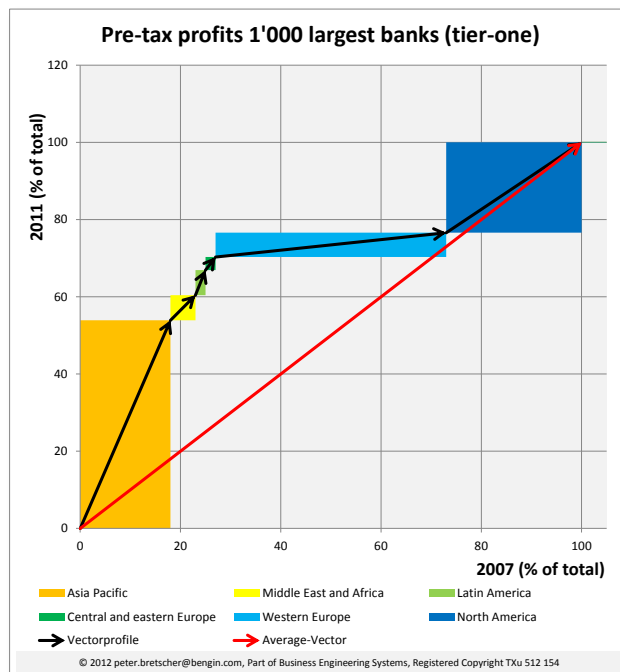


Daten und Visualisierung

	Pre-tax profits 1'000 largest banks (tier-one)	2007 (\$ billion)	2011 (\$ billion)
1	Asia Pacific	148.55	410.72
2	Middle East and Afr	33.01	49.53
3	Latin America	19.65	49.53
4	Central and eastern	14.15	25.91
5	Western Europe	363.13	48.01
6	North America	208.29	178.31



Source: <http://www.economist.com/blogs/graphicdetail/2012/07/daily-chart-0>



Excel download: http://www.bengin.net/dl12/06_pretax_1000banks_absolut_2007_2011_e.xlsx

other templates: http://bengin.net/beta/basic_master_e.htm

Daten_und_Visualisierung.docx